

[1] Workspace



i Place to make the connection is on the passenger side, under the cockpit, in the right side.



[2] Location of steering module the PDC




?! After removing the covers - on the right side of the mount from the body side - locate the car's PDC control module.




[3] Location of wire for switching-off PDC





 Choose a cable-harness with a BRONZE wire (as shown in the picture) and then remove/slide-off a section (at least 5cm) of the wrap.



[4] Connection of steering the PDC to the WH3Q-S module



 Cut the BRONZE wire at a distance of at least 4cm from the plug to the module and insulate the end of the wire from the cable-harness side.

 To the cut, BRONZE wire from the plug side to the PDC module of the car, connect the PINK wire from the cable-harness WH3Q-S kit (and, of course, insulate the connection).

